

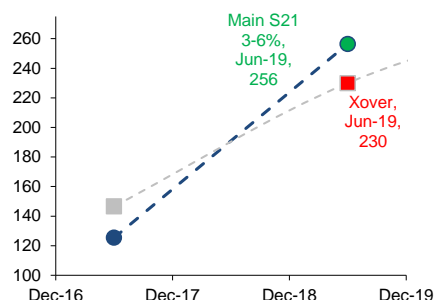
Long IG vs. Short HY in European synthetics

Playing it with 3-6% and Crossover

- **We stick with our view that, as spreads tighten, investors will become more inclined to add more levered investment grade risk and less high yield risk in synthetics.** Although the long risk Main vs. short risk Crossover trade has been flat for a long time, with the spread ratio between 3.8 and 4 since 2012 (currently 3.9), the recent sharp tightening increases the potential for decompression by increasing investors' willingness to add synthetic IG leverage.
- **We recommend playing this view by selling Main 3-6% protection (236bp) vs. buying Crossover protection (234bp) – both in 5y S21 and with the same notional.** If our view is correct, i.e. that the HY to IG synthetic decompression will be driven by investors adding IG levered products, we think the 3-6% tranche has more upside than the Main index given that it provides leverage with default subordination – a potentially more palatable way to start adding leverage.
- **The trade has flat carry and positive slide** (given the steeper curve on the 3-6% tranche). The main risk to the trade would be a systemic widening affecting financials.

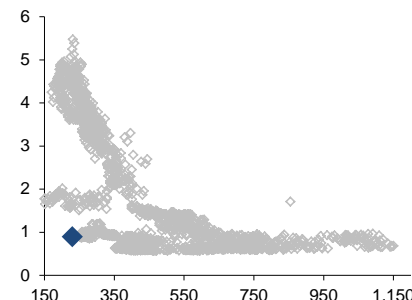
Abel Elizalde
+44-20-3569-4446
abel.elizalde@citi.com

Figure 1. Current spread curves for Main S21 3-6% and Xover S21



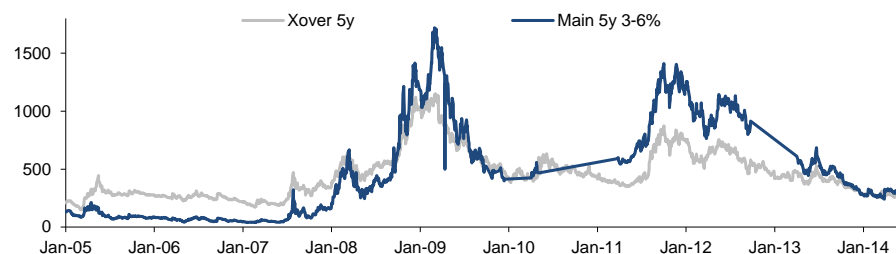
Source: Citi Research, Markit. In bp. COB mid spreads yest.

Figure 2. Ratio of Xover to 3-6% spreads vs. Xover spreads



Source: Citi Research, Markit. 5y on-the-run spreads.

Figure 3. Historical spreads for Crossover and Main 3-6% tranche



Source: Citi Research, Markit. On-the-run spreads in basis points.

See Appendix A-1 for Analyst Certification, Important Disclosures and non-US research analyst disclosures.

Citi Research is a division of Citigroup Global Markets Inc. (the "Firm"), which does and seeks to do business with companies covered in its research reports. As a result, investors should be aware that the Firm may have a conflict of interest that could affect the objectivity of this report. Investors should consider this report as only a single factor in making their investment decision. Certain products (not inconsistent with the author's published research) are available only on Citi's portals.

Analytics, Past Trade Ideas & Publications

Analytics – Available at Citi Velocity

| | | | |
|---------|---|----------|--|
| Options | iTraxx Volatility Report CDX Volatility Report European Cross-Asset Volatility Report Volatility P&L Report – Credit Indices | Tranches | iTraxx Series 9 Tranche Report iTraxx Series 19 Tranche Report iTraxx Series 21 Tranche Report |
| Curves | iTraxx Curve P&L Report | Indices | CDS Indices Positioning Report CDS Indices Trading Volumes Report |
| Returns | European Credit Derivatives Returns | | |

Recent Trade Ideas

| | | |
|------------------------|--|-------------|
| Curves - | 5s10s Senior Fin flattener (J. Faith) | 30-May-14 |
| Options - | European vs. US credit vol | 28-May-14 |
| Tranches - | Sell 0-3% Jun-15 S9 protection: outright, vs. CDX IG 5y or vs. SX5E | 21-May-15 |
| Indices - | Sub/Senior Financials compression (J. Faith) | 20-May-15 |
| Curves - | 5s10s Main Flatteners | 25-Apr-14 |
| Options - | Main 70-75 May Receiver 1x2 | 2 Apr 2014 |
| Options - | Buy SenFin vs. Sell CDX IG straddles | 18 Mar 2014 |
| Single names vs. Index | Releveraging Trade (H. Lorenzen) | 24 Feb 2014 |
| Tranches vs. Options - | Sell protection and monetize the positive convexity by selling straddles | 20 Feb 2014 |
| Tranches - | Buy 9-100% S9 Jun-18 protection, delta-hedged | 20 Feb 2014 |
| Tranches - | Sell 3-6% S9 Jun-18 protection, delta-hedged | 20 Feb 2014 |
| Options vs. Curves - | Flatteners vs. OTM payers | 13 Feb 2014 |
| Options - | Sell Main vol, buy SenFin vol | 21 Jan 2014 |
| Tranches - | More mezz, less seniors - 3-6% vs. super senior | 15 Jan 2014 |
| Options - | SenFin vs. Xover Recs | 9 Jan 2014 |
| Options - | Payer spread vs. index long | 9 Jan 2014 |
| Options - | Sell 1m Main straddles | 9 Jan 2014 |
| Options - | Sell Crossover Receiver | 9 Jan 2014 |
| Options - | Sell strangles and go on holidays: Position for spreads to stay in the recent range in mid-January | 9 Dec 2013 |
| Tranches - | Sell S9 Jun-18 6-9% protection vs. Xover 5y S20 | 15 Nov 2013 |
| Tranches - | Sell S9 Jun-18 22-100% protection vs. light delta | 15 Nov 2013 |
| Indices - | Long risk Senior Fins. vs. short risk Main | 5 Nov 2013 |
| Options - | Crossover receiver ladders | 23 Oct 2013 |
| Options - | Long risk CDX IG vs. Main via Receivers | 15 Oct 2013 |
| Options - | Buy Senior Financials straddles vs. sell Crossover straddles | 9 Oct 2013 |
| Tranches - | Long risk equity vs. short risk 3-6% in S19 Jun-16 (3y) | 26 Sep 2013 |
| Tranches - | Long risk S19 Jun-18 (5y) 3-6% vs. 5y S20 Crossover | 26 Sep 2013 |
| Tranches - | Long risk iTraxx S9 Jun-18 (10y) super senior vs. short risk CDX IG S9 Dec-17 (10y) super senior | 26 Sep 2013 |

Latest [“European Credit Derivatives Views & Trades”](#) Investor Presentation

Other publications

| | |
|---|-------------|
| Where do we expect iTraxx rolls to trade? | 19 Mar 2014 |
| Our preferred carry trades in indices, options and tranches | 11 Mar 2014 |
| New 2014 CDS Definitions - What's new? What's changing? Why? When? How? | 26 Feb 2014 |
| iTraxx Roll - Potential Changes: Crossover number of constituents will increase to 60 names | 10 Feb 2014 |
| 2014 European Credit Outlook: Strategy // Positioning and Trades | 13 Jan 2014 |
| Global Structured Credit Outlook: A Rockier Ride (R Roy, A Basu, K Malhotra, R Brauchler) | 20 Dec 2013 |
| 2013 Trading Volumes in European Credit: CDS Indices, Single Name CDS and IG Bonds | 5 Dec 2013 |
| Credit Options - What did investors do in 2013? What will they do in 2014? (2013 European Credit Conference Presentation) | 4 Dec 2013 |
| Credit Index Options 1-0-1: Launching our option pricing tool @ CitiVelocity (2013 European Credit Conference Presentation) | 2 Dec 2013 |
| Europe Returns: Assessing value across flow and structured credit assets | 22 Nov 2013 |
| iTraxx Tranches Views & Trades: Mezz may be back next year | 15 Nov 2013 |
| Financial CDS to get a re-vamp | 7 Aug 2013 |
| Hedging menu: payer spreads, 3s5s flatteners and Jun 15/18 equity tranche flatteners | 28 Mar 2013 |
| What bail-in means for CDS | 11 Feb 2013 |

Source: Citi Research.

Trade Recommendations Summary

We are opening the trade recommended in this report.

Figure 4. Open trades – Summary and P&L

| Trade Description | Leg | Format | Direct. | Notnl. | Entry Upfront | Entry Spread | Coupon | Current Upf. | Current Spread | P&L* |
|--|-----------------------------------|--------|---------|--------|------------------|-----------------|--------|-----------------|-------------------|---------------|
| Sell 1m Main straddles *** 09-Jan-14 | Sell 1m Main straddles | Price | Buy | 1.00 | 0.00% | | | 0.52% | | 0.52% |
| | | | | | | | | | Total | 0.52% |
| Payer spread vs. index long *** 09-Jan-14 | Buy 3m 25-60% pay spread | Price | Buy | 1.00 | 0.00% | | | -0.56% | | -0.56% |
| | Sell index prot. | Price | Buy | 1.00 | 0.00% | | | 1.43% | | 1.43% |
| | | | | | | | | | Total | 0.87% |
| SenFin vs. Xover Recs *** 09-Jan-14 | Buy 3m SenFin Recs | Price | Buy | 1.00 | 0.00% | | | 0.98% | | 0.98% |
| | Sell 3m Xover Recs | Price | Buy | 0.29 | 0.00% | | | -3.00% | | -0.88% |
| | | | | | | | | | Total | 0.10% |
| Equity tranche vs. straddle *** 20-Feb-14 | Sell Jun-18 S9 equity prot., DH | Price | Buy | 1.00 | 0.00% | | | -0.37% | | -0.37% |
| | Sell 1m Main straddles, DH | Price | Buy | 0.50 | 0.00% | | | 0.24% | | 0.12% |
| | | | | | | | | | Total | -0.25% |
| Releveraging trade 24-Feb-14 | Basket of low spread/leverage CDS | Prot. | Buy | 1.00 | -3.14% | 35 | 100 | -3.34% | 31 | -0.49% |
| | Main NonFins | Prot. | Sell | 0.50 | -1.54% | 67 | 100 | -2.02% | 59 | 0.39% |
| | | | | | | | | | Total | -0.10% |
| iTraxx Main 5s10s flattener 25-Apr-14 | Main S21 5y | Prot. | Buy | 1.36 | -1.42% | 71 | 100 | -2.01% | 59 | -0.99% |
| | Main S21 10y | Prot. | Sell | 1.00 | 1.48% | 117 | 100 | -0.14% | 98 | 1.75% |
| | | | | | | | | | Total | 0.77% |
| Series 9 Jun-15 0-3% 21-May-14 | Series 9 Jun-15 0-3% | Prot. | Sell | 1.00 | -0.75% | 430 | 500 | -1.35% | 367 | 0.89% |
| | | | | | | | | | Total | 0.89% |
| Main vs. CDX IG *** 28-May-14 | Sell 3m Main DH straddles | Price | Buy | 1.00 | 0.00% | | | -0.03% | | -0.03% |
| | Buy 3m CDX IG DH straddles | Price | Sell | 1.00 | 0.00% | | | -0.04% | | 0.04% |
| | | | | | | | | | Total | 0.01% |
| 3-6% vs. Crossover 12-Jun-14 | Sell 3-6% S21 Main prot. | Prot. | Sell | 1.00 | | | | | | |
| | Buy S21 Xover prot. | Prot. | Buy | 1.00 | | | | | | |
| | | | | | | | | | Total | |

Source: Citi Research. Spreads and coupons in bp. * P&L expressed as % of the leg with notional equal to 1. ** Over the last month. Prices as of COB yesterday. *** We track the trade P&L by using an initial 0% upfront and a current upfront equal to the trade P&L in %. DH = delta hedged.

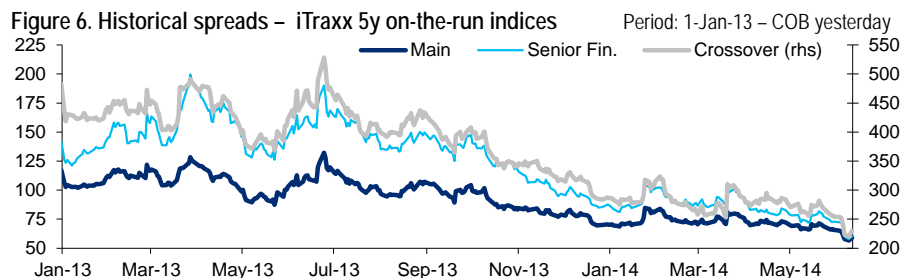
Figure 5. Open and closed trades summary statistics

| Number | Open | Closed* | Percentage | Open | Closed* |
|-----------|------|---------|------------|------|---------|
| In profit | 6 | 19 | In profit | 75% | 73% |
| In loss | 2 | 7 | In loss | 25% | 27% |
| | 8 | 26 | | | |

Source: Citi Research. * Since 1-Jun-13. Excluding the trade ideas opened in the current publication.

Representative Market Conditions

Figure 6. Historical spreads – iTraxx 5y on-the-run indices



Source: Citi Research, Markit. In bp.

Figure 7. Closed trades since Oct-13 – Summary and P&L

| Trade Description | Leg | Format | Direct. | Notnl. | Entry Upfront | Entry Spread | Coupon | Final Upfront | Final Spread | P&L* Total |
|--|---------------------------------|--------|---------|--------|------------------|-----------------|--------|------------------|-----------------|---------------|
| Senior Fin vs. Xover straddle | Xover Dec-13 400bp straddle | Price | Sell | 1.00 | 2.64% | | | 2.63% | | 0.00% |
| Opened: 9-Oct-13 | SenFin Dec-13 140bp straddle | Price | Buy | 2.05 | 1.29% | | | 1.48% | | 0.40% |
| Closed: 15-Nov-13 | | | | | | | | | Total | 0.40% |
| 325-350-375 Nov. Crossover Receiver Ladder | 325 Xover Nov Rec | Price | Sell | 2.00 | 0.18% | | | 0.02% | | 0.32% |
| Opened: 23-Oct-13 | 350 Xover Nov Rec | Price | Sell | 1.00 | 0.61% | | | 0.47% | | 0.14% |
| Closed: 15-Nov-13 | 375 Xover Nov Rec | Price | Buy | 1.00 | 1.45% | | | 1.46% | | 0.01% |
| | | | | | | | | | Total | 0.47% |
| CDX IG vs. Main Receivers | CDX IG S21 Nov 85 Receiver | Price | Buy | 1.00 | 0.47% | | | 0.62% | | 0.15% |
| Opened: 15-Oct-13 | Main S20 Nov 100 Receiver | Price | Sell | 1.00 | 0.52% | | | 0.91% | | -0.39% |
| Closed: Expired 20-Nov-13 | | | | | | | | | Total | -0.24% |
| S19 Jun-16 0-3% vs. 3-6% | Main S19 0-3% Jun-16 | Prot. | Sell | 1.00 | 8.00% | 839 | 500 | 3.88% | 725 | 5.11% |
| Open: 26-Sep-13 | Main S19 3-6% Jun-16 | Prot. | Buy | 2.00 | -7.00% | 234 | 500 | -9.75% | 132 | -7.47% |
| Closed: 9-Dec-13 | | | | | | | | | Total | -2.36% |
| SenFin vs. Main | Senior Fin. 5y S20 | Prot. | Sell | 1.00 | 0.60% | 112 | 100 | 0.07% | 102 | 0.61% |
| Open: 26-Sep-13 | Main 5y S20 | Prot. | Buy | 1.35 | -0.79% | 84 | 100 | -0.94% | 81 | -0.32% |
| Closed: 9-Dec-13 | | | | | | | | | Total | 0.29% |
| S9 super senior vs. light delta | Main S9 22-100% Jun-18 | Prot. | Sell | 1.00 | 0.18% | 30 | 25 | 0.03% | 26 | 0.19% |
| Open: 15-Nov-13 | Main S9 index Jun-18 | Prot. | Buy | 0.33 | -3.65% | 93 | 175 | -4.24% | 77 | -0.29% |
| Close: 14-Jan-14 | | | | | | | | | Total | -0.10% |
| 75-85 Main January strangle | 75bp Jan Main receiver | Price | Sell | 1.00 | 0.08% | | | 0.19% | | -0.11% |
| Open: 9-Dec-13 | 85bp Jan Main Payer | Price | Sell | 1.00 | 0.13% | | | 0.00% | | 0.13% |
| Close: 14-Jan-14 | | | | | | | | | Total | 0.02% |
| Sell Crossover Receiver | 275bp Feb. Receiver | Price | Sell | 1.00 | 0.32% | | | 0.17% | | 0.15% |
| Open: 9-Jan-14 | | | | | | | | | | |
| Close: 13-Feb-14 | | | | | | | | | Total | 0.15% |
| iTraxx Main Eq. Notional Flatteners | Main S19 3y | Prot. | Buy | 1.00 | -0.97% | 65 | 100 | -1.57% | 33 | -1.04% |
| Open: 5-Sep-13 | Main S19 5y | Prot. | Sell | 1.00 | 0.24% | 105 | 100 | -1.47% | 65 | 2.15% |
| Close: 13-Feb-14 | | | | | | | | | Total | 1.11% |
| S9 6-9% vs. S20 Crossover | Main S9 6-9% Jun-18 | Prot. | Sell | 1.17 | -0.25% | 294 | 300 | -3.19% | 223 | 4.37% |
| Open: 15-Nov-13 | Crossover S20 Dec-18 | Prot. | Buy | 1.00 | -7.07% | 344 | 500 | -9.80% | 274 | -4.06% |
| Close: 19-Feb-14 | | | | | | | | | Total | 0.31% |
| 3-6% vs. super senior | Main S9 3-6% Jun-18 | Prot. | Sell | 1.00 | -5.50% | 366 | 500 | -5.34% | 367 | 0.34% |
| Open: 14-Jan-14 | Main S9 22-100% Jun-18 | Prot. | Buy | 9.00 | 0.03% | 26.625 | 25 | 0.12% | 28 | 0.60% |
| Close: 19-Feb-14 | | | | | | | | | Total | 0.94% |
| Main vs. SenFin vol *** | Sell Feb 70 Main straddles, DH | Price | Buy | 1.00 | 0.00% | | | -0.02% | | -0.02% |
| Open: 21-Jan-14 | Buy Feb 80 SenFin straddles, DH | Price | Buy | 0.50 | 0.00% | | | 0.02% | | 0.01% |
| Close: Expired | | | | | | | | | Total | -0.01% |
| Senior tranche short *** | Buy Jun-18 S9 9-12% prot., DH | Price | Buy | 0.03 | 0.00% | | | 0.26% | | 0.01% |
| Open: 20-Feb-14 | Buy Jun-18 S9 12-22% prot., DH | Price | Buy | 0.10 | 0.00% | | | 0.24% | | 0.02% |
| Close: 20-May-14 | Buy Jun-18 S9 22-100% prot., DH | Price | Buy | 0.78 | 0.00% | | | -0.05% | | -0.04% |
| | | | | | | | | | Total | -0.01% |
| Mezz tranche long *** | Sell Jun-18 S9 3-6% prot., DH | Price | Buy | 1.00 | 0.00% | | | -0.55% | | -0.55% |
| Open: 20-Feb-14 | | | | | | | | | | |
| Close: 20-May-14 | | | | | | | | | Total | -0.55% |
| Main May Rec 1x2s | Main May 75bp Rec | Price | Buy | 1.00 | 0.24% | | | 0.16% | | -0.08% |
| Open: 2-Apr-14 | Main May 70bp Rec | Price | Sell | 2.00 | 0.10% | | | 0.02% | | 0.16% |
| Close: 20-May-14 | | | | | | | | | Total | 0.09% |
| Flattener vs. OTM payer *** | 3s5s flattener Main | Price | Buy | 1.00 | 0.00% | | | 0.36% | | 0.36% |
| Open: 13-Feb-14 | Sell 3m 120bp Main payer | Price | Buy | 0.75 | 0.00% | | | 0.12% | | 0.09% |
| Close: 27-May-14 | | | | | | | | | Total | 0.44% |
| Senior Fin vs. CDX IG straddle | SenFin Jun-14 90bp straddle | Price | Buy | 1.00 | 0.97% | | | 0.79% | | -0.18% |
| Open: 18-Mar-14 | CDX IG Jun-14 65bp straddle | Price | Sell | 1.90 | 0.51% | | | 0.19% | | 0.61% |
| Close: 27-May-14 | | | | | | | | | Total | 0.43% |

Source: Citi Research. Spreads and coupons in bp. * P&L expressed as % of the leg with notional equal to 1. *** We track the trade P&L by using an initial 0% upfront and a final upfront equal to the trade P&L in %.

Notes: The list of open trades reflects our current views; we have no plans to provide regular coverage or updates to these trades. P&L on trade ideas includes carry and roll costs but not trading commissions/costs. Results should not, and cannot, be viewed as an indicator of future performance.

Risks: When buying calls and puts (or receivers and payers) the maximum loss is the premium paid. When selling calls (or receivers), the maximum potential loss would occur as the index spread decreases but is limited by the index spread being floored at zero. For puts (or payers), the maximum potential loss (amount below the strike) would eventuate should the index price fall to zero. Sector index options are cash settled. The above calculations do not include any additional fees or transaction costs. Note that ratio writing would leave the writer uncovered in one leg of the trade.

The portion of this research report regarding non-OCC issued options is not intended for US clients other than Qualified Institutional Buyers. Investing in options is not suitable for all investors. Please see the disclosures concerning the risks of investing in options below and discuss with your Financial Advisor whether this particular options strategy is suitable for you. Interested investors should contact our trading desk for updated price and liquidity information. Also, complex option strategies may entail higher commissions costs. Please contact us for more details on the trades discussed.

Options Risk Disclosure - Please Read Carefully

This section discusses possible options strategies that you may choose to employ in conjunction with the company securities discussed herein. If you choose to engage in the options transactions discussed within this document, you must have an approved options account and will be subject to certain criteria which may ultimately prevent you from engaging in certain option strategies. It is important for you as an investor to know and understand that Options do involve risk and sometimes, significant risk, therefore may not be appropriate for all investors. If you buy options, the maximum loss is the premium. If you sell put options, the risk is the entire notional below the strike. If you sell call options, the risk is unlimited. The actual profit or loss from any trade will depend on the price at which the trades are executed. The prices used herein are historical and may not be available when you order is entered. Commissions and other transaction costs are not considered in these examples.

Please speak to your Financial Advisor to ensure you have a full understanding of the risk and reward of the strategy you are considering. Strategies that are opened or closed differently than what is discussed in this document could have a significantly different outcome from what is described. It should be noted that certain Index options might have special settlement dates or settlement requirements that are different from traditional equity options. Commissions, taxes, and margin costs have not been included but will affect the outcome of any option transaction and should be considered. However, they can have a significant impact on the profitability of options transactions and should be considered carefully before entering into any option strategy. Because of the importance of tax considerations to all option transactions, the investor considering options should consult with his/her tax advisor as to how their tax situation is affected by the outcome of contemplated options transactions. Certain options trades/strategies must be executed in a margin account. Transactions executed in a margin account can require the investor to periodically deposit additional collateral into the account in order to maintain the positions. The preceding language is not a full description of all possible risks associated with options trading.

For a more complete description on the uses and risks of options, please see the document titled Characteristics and Risks of Standardized Options. If you would like an additional copy of this document please contact Citigroup Global Markets Inc., Options Department, 390 Greenwich Street, New York, NY 10013. Options are not suitable for all investors. Before entering into any transaction using listed options, investors should read and understand the current Options Clearing Corp. Disclosure Document (Characteristics and Risks of Standardized Options) at <http://www.theocc.com/about/publications/character-risks.jsp>, http://www.theocc.com/components/docs/May_2010_ODD_Definitive_Supplement.pdf and http://www.theocc.com/components/docs/January_2011_ODD_Definitive_Supplement.pdf. Investing in options other than Standardized Options may entail additional risks.

Appendix A-1

Analyst Certification

The research analyst(s) primarily responsible for the preparation and content of this research report are named in bold text in the author block at the front of the product except for those sections where an analyst's name appears in bold alongside content which is attributable to that analyst. Each of these analyst(s) certify, with respect to the section(s) of the report for which they are responsible, that the views expressed therein accurately reflect their personal views about each issuer and security referenced and were prepared in an independent manner, including with respect to Citigroup Global Markets Inc and its affiliates. No part of the research analyst's compensation was, is, or will be, directly or indirectly, related to the specific recommendation(s) or view(s) expressed by that research analyst in this report.

IMPORTANT DISCLOSURES

Analysts' compensation is determined based upon activities and services intended to benefit the investor clients of Citigroup Global Markets Inc. and its affiliates ("the Firm"). Like all Firm employees, analysts receive compensation that is impacted by overall firm profitability which includes investment banking revenues.

For important disclosures (including copies of historical disclosures) regarding the companies that are the subject of this Citi Research product ("the Product"), please contact Citi Research, 388 Greenwich Street, 28th Floor, New York, NY, 10013, Attention: Legal/Compliance [E6WYB6412478]. In addition, the same important disclosures, with the exception of the Valuation and Risk assessments and historical disclosures, are contained on the Firm's disclosure website at https://www.citivelocity.com/cvr/eppublic/citi_research_disclosures. Valuation and Risk assessments can be found in the text of the most recent research note/report regarding the subject company. Historical disclosures (for up to the past three years) will be provided upon request.

NON-US RESEARCH ANALYST DISCLOSURES

Non-US research analysts who have prepared this report (i.e., all research analysts listed below other than those identified as employed by Citigroup Global Markets Inc.) are not registered/qualified as research analysts with FINRA. Such research analysts may not be associated persons of the member organization and therefore may not be subject to the NYSE Rule 472 and NASD Rule 2711 restrictions on communications with a subject company, public appearances and trading securities held by a research analyst account. The legal entities employing the authors of this report are listed below:

Citigroup Global Markets Ltd

Abel Elizalde

OTHER DISCLOSURES

For securities recommended in the Product in which the Firm is not a market maker, the Firm is a liquidity provider in the issuers' financial instruments and may act as principal in connection with such transactions. The Firm is a regular issuer of traded financial instruments linked to securities that may have been recommended in the Product. The Firm regularly trades in the securities of the issuer(s) discussed in the Product. The Firm may engage in securities transactions in a manner inconsistent with the Product and, with respect to securities covered by the Product, will buy or sell from customers on a principal basis.

Securities recommended, offered, or sold by the Firm: (i) are not insured by the Federal Deposit Insurance Corporation; (ii) are not deposits or other obligations of any insured depository institution (including Citibank); and (iii) are subject to investment risks, including the possible loss of the principal amount invested. Although information has been obtained from and is based upon sources that the Firm believes to be reliable, we do not guarantee its accuracy and it may be incomplete and condensed. Note, however, that the Firm has taken all reasonable steps to determine the accuracy and completeness of the disclosures made in the Important Disclosures section of the Product. The Firm's research department has received assistance from the subject company(ies) referred to in this Product including, but not limited to, discussions with management of the subject company(ies). Firm policy prohibits research analysts from sending draft research to subject companies. However, it should be presumed that the author of the Product has had discussions with the subject company to ensure factual accuracy prior to publication. All opinions, projections and estimates constitute the judgment of the author as of the date of the Product and these, plus any other information contained in the Product, are subject to change without notice. Prices and availability of financial instruments also are subject to change without notice. Notwithstanding other departments within the Firm advising the companies discussed in this Product, information obtained in such role is not used in the preparation of the Product. Although Citi Research does not set a predetermined frequency for publication, if the Product is a fundamental research report, it is the intention of Citi Research to provide research coverage of the/those issuer(s) mentioned therein, including in response to news affecting this issuer, subject to applicable quiet periods and capacity constraints. The Product is for informational purposes only and is not intended as an offer or solicitation for the purchase or sale of a security. Any decision to purchase securities mentioned in the Product must take into account existing public information on such security or any registered prospectus.

Investing in non-U.S. securities, including ADRs, may entail certain risks. The securities of non-U.S. issuers may not be registered with, nor be subject to the reporting requirements of the U.S. Securities and Exchange Commission. There may be limited information available on foreign securities. Foreign companies are generally not subject to uniform audit and reporting standards, practices and requirements comparable to those in the U.S. Securities of some foreign companies may be less liquid and their prices more volatile than securities of comparable U.S. companies. In addition, exchange rate movements may have an adverse effect on the value of an investment in a foreign stock and its corresponding dividend payment for U.S. investors. Net dividends to ADR investors are estimated, using withholding tax rates conventions, deemed accurate, but investors are urged to consult their tax advisor for exact dividend computations. Investors who have received the Product from the Firm may be prohibited in certain states or other jurisdictions from purchasing securities mentioned in the Product from the Firm. Please ask your Financial Consultant for additional details. Citigroup Global Markets Inc. takes responsibility for the Product in the United States. Any orders by US investors resulting from the information contained in the Product may be placed only through Citigroup Global Markets Inc.

Important Disclosures for Bell Potter Customers: Bell Potter is making this Product available to its clients pursuant to an agreement with Citigroup Global Markets Australia Pty Limited. Neither Citigroup Global Markets Australia Pty Limited nor any of its affiliates has made any determination as to the suitability of the information provided herein and clients should consult with their Bell Potter financial advisor before making any investment decision.

The Citigroup legal entity that takes responsibility for the production of the Product is the legal entity which the first named author is employed by. The Product is made available in **Australia** through Citigroup Global Markets Australia Pty Limited. (ABN 64 003 114 832 and AFSL No. 240992), participant of the ASX Group and regulated by the Australian Securities & Investments Commission. Citigroup Centre, 2 Park Street, Sydney, NSW 2000. The Product is made available in Australia to Private Banking wholesale clients through Citigroup Pty Limited (ABN 88 004 325 080 and AFSL 238098). Citigroup Pty Limited provides all financial product advice to Australian Private Banking wholesale clients through bankers and relationship managers. If there is any doubt about the suitability of investments held in Citigroup Private Bank accounts, investors should contact the Citigroup Private Bank in Australia. Citigroup companies may compensate affiliates and their representatives for providing products and services to clients. The Product is made available in **Brazil** by Citigroup Global Markets Brasil - CCTVM SA, which is regulated by CVM - Comissão de Valores Mobiliários, BACEN - Brazilian Central Bank, APIMEC - Associação dos Analistas e Profissionais de Investimento do Mercado de Capitais and ANBID - Associação Nacional dos Bancos de Investimento. Av. Paulista, 1111 - 11º andar - CEP. 01311920 - São Paulo - SP. If the Product is being made available in certain provinces of **Canada** by Citigroup Global Markets (Canada) Inc. ("CGM Canada"), CGM Canada has approved the Product. Citigroup Place, 123 Front Street West, Suite 1100, Toronto, Ontario M5J 2M3. This product is available in **Chile** through Banchile Corredores de Bolsa S.A., an indirect subsidiary of Citigroup Inc., which is regulated by the Superintendencia de Valores y Seguros. Agustinas 975, piso 2, Santiago, Chile. The Product is distributed in **Germany** by Citigroup Global Markets Deutschland AG ("CGMD"), which is regulated by Bundesanstalt fuer Finanzdienstleistungsaufsicht (BaFin). CGMD, Reuterweg 16, 60323 Frankfurt am Main. Research which relates to "securities" (as defined in the Securities and Futures Ordinance (Cap. 571 of the Laws of Hong Kong)) is issued in **Hong Kong** by, or on behalf of, Citigroup Global Markets Asia Limited which takes full responsibility for its content. Citigroup Global Markets Asia Ltd. is regulated by Hong Kong Securities and Futures Commission. If the Research is made available through Citibank, N.A., Hong Kong Branch, for its clients in Citi Private Bank, it is made available by Citibank N.A., Citibank Tower, Citibank Plaza, 3 Garden Road, Hong Kong. Citibank N.A. is regulated by the Hong Kong Monetary Authority. Please contact your Private Banker in Citibank N.A., Hong Kong, Branch if you have any queries on or any matters arising from or in connection with this document. The Product is made available in **India** by Citigroup Global Markets India Private Limited, which is regulated by Securities and Exchange Board of India. 1202, 12th Floor, FIFC, G Block, Bandra Kurla Complex, Bandra East, Mumbai - 400051 Corporate Identity Number: U99999MH2000PTC126657 Tel:+9102261759999 Fax:+9102261759961. The Product is made available in **Indonesia** through PT Citigroup Securities Indonesia. 5/F, Citibank Tower, Bapindo Plaza, Jl. Jend. Sudirman Kav. 54-55, Jakarta 12190. Neither this Product nor any copy hereof may be distributed in Indonesia or to any Indonesian citizens wherever they are domiciled or to Indonesian residents except in compliance with applicable capital market laws and regulations. This Product is not an offer of securities in Indonesia. The securities referred to in this Product have not been registered with the Capital Market and Financial Institutions Supervisory Agency (BAPEPAM-LK) pursuant to relevant capital market laws and regulations, and may not be offered or sold within the territory of the Republic of Indonesia or to Indonesian citizens through a public offering or in circumstances which constitute an offer within the meaning of the Indonesian capital market laws and regulations. The Product is made available in **Israel** through Citibank NA, regulated by the Bank of Israel and the Israeli Securities Authority. Citibank, N.A., Platinum Building, 21 Ha'arba'ah St, Tel Aviv, Israel. The Product is made available in **Italy** by Citigroup Global Markets Limited, which is authorised by the PRA and regulated by the FCA and the PRA. Via dei Mercanti, 12, Milan, 20121, Italy. The Product is made available in **Japan** by Citigroup Global Markets Japan Inc. ("CGMJ"), which is regulated by Financial Services Agency, Securities and Exchange Surveillance Commission, Japan Securities Dealers Association, Tokyo Stock Exchange and Osaka Securities Exchange. Shin-Marunouchi Building, 1-5-1 Marunouchi, Chiyoda-ku, Tokyo 100-6520 Japan. If the Product was distributed by SMBC Nikko Securities Inc. it is being so distributed under license. In the event that an error is found in an CGMJ research report, a revised version will be posted on the Firm's Citi Velocity website. If you have questions regarding Citi Velocity, please call (81 3) 6270-3019 for help. The Product is made available in **Korea** by Citigroup Global Markets Korea Securities Ltd., which is regulated by the Financial Services Commission, the Financial Supervisory Service and the Korea Financial Investment Association (KOFIA). Citibank Building, 39 Da-dong, Jung-gu, Seoul 100-180, Korea. KOFIA makes available registration information of research analysts on its website. Please visit the following website if you wish to find KOFIA registration information on research analysts of Citigroup Global Markets Korea Securities Ltd. <http://dis.kofia.or.kr/fs/dis2/fundMgr/DISFundMgrAnalystPop.jsp?companyCd2=A03030&pageDiv=02>. The Product is made available in Korea by Citibank Korea Inc., which is regulated by the Financial Services Commission and the Financial Supervisory Service. Address is Citibank Building, 39 Da-dong, Jung-gu, Seoul 100-180, Korea. The Product is made available in **Malaysia** by Citigroup Global Markets Malaysia Sdn Bhd (Company No. 460819-D) ("CGMM") to its clients and CGMM takes responsibility for its contents. CGMM is regulated by the Securities Commission of Malaysia. Please contact CGMM at Level 43 Menara Citibank, 165 Jalan Ampang, 50450 Kuala Lumpur, Malaysia in respect of any matters arising from, or in connection with, the Product. The Product is made available in **Mexico** by Acciones y Valores Banamex, S.A. De C. V., Casa de Bolsa, Integrante del Grupo Financiero Banamex ("Accival") which is a wholly owned subsidiary of Citigroup Inc. and is regulated by Comision Nacional Bancaria y de Valores. Reforma 398, Col. Juarez, 06600 Mexico, D.F. In **New Zealand** the Product is made available to 'wholesale clients' only as defined by s5C(1) of the Financial Advisers Act 2008 ('FAA') through Citigroup Global Markets Australia Pty Ltd (ABN 64 003 114 832 and AFSL No. 240992), an overseas financial adviser as defined by the FAA, participant of the ASX Group and regulated by the Australian Securities & Investments Commission. Citigroup Centre, 2 Park Street, Sydney, NSW 2000. The Product is made available in **Pakistan** by Citibank N.A. Pakistan branch, which is regulated by the State Bank of Pakistan and Securities Exchange Commission, Pakistan. AWT Plaza, 1.1. Chundrigar Road, P.O. Box 4889, Karachi-74200. The Product is made available in the **Philippines** through Citicorp Financial Services and Insurance Brokerage Philippines, Inc., which is regulated by the Philippines Securities and Exchange Commission. 20th Floor Citibank Square Bldg. The Product is made available in the Philippines through Citibank NA Philippines branch, Citibank Tower, 8741 Paseo De Roxas, Makati City, Manila. Citibank NA Philippines NA is regulated by The Bangko Sentral ng Pilipinas. The Product is made available in **Poland** by Dom Maklerski Banku Handlowego SA an indirect subsidiary of Citigroup Inc., which is regulated by Komisja Nadzoru Finansowego. Dom Maklerski Banku Handlowego S.A. ul.Senatorska 16, 00-923 Warszawa. The Product is made available in the **Russian Federation** through ZAO Citibank, which is licensed to carry out banking activities in the Russian Federation in accordance with the general banking license issued by the Central Bank of the Russian Federation and brokerage activities in accordance with the license issued by the Federal Service for Financial Markets. Neither the Product nor any information contained in the Product shall be considered as advertising the securities mentioned in this report within the territory of the Russian Federation or outside the Russian Federation. The Product does not constitute an appraisal within the meaning of the Federal Law of the Russian Federation of 29 July 1998 No. 135-FZ (as amended) On Appraisal Activities in the Russian Federation. 8-10 Gasheka Street, 125047 Moscow. The Product is made available in **Singapore** through Citigroup Global Markets Singapore Pte. Ltd. ("CGMSPL"), a capital markets services license holder, and regulated by Monetary Authority of Singapore. Please contact CGMSPL at 8 Marina View, 21st Floor Asia Square Tower 1, Singapore 018960, in respect of any matters arising from, or in connection with, the analysis of this document. This report is intended for recipients who are accredited, expert and institutional investors as defined under the Securities and Futures Act (Cap. 289). The Product is made available by The Citigroup Private Bank in Singapore through Citibank, N.A.,

Singapore Branch, a licensed bank in Singapore that is regulated by Monetary Authority of Singapore. Please contact your Private Banker in Citibank N.A., Singapore Branch if you have any queries on or any matters arising from or in connection with this document. This report is intended for recipients who are accredited, expert and institutional investors as defined under the Securities and Futures Act (Cap. 289). This report is distributed in Singapore by Citibank Singapore Ltd ("CSL") to selected Citigold/Citigold Private Clients. CSL provides no independent research or analysis of the substance or in preparation of this report. Please contact your Citigold/Citigold Private Client Relationship Manager in CSL if you have any queries on or any matters arising from or in connection with this report. This report is intended for recipients who are accredited investors as defined under the Securities and Futures Act (Cap. 289). Citigroup Global Markets (Pty) Ltd. is incorporated in the **Republic of South Africa** (company registration number 2000/025866/07) and its registered office is at 145 West Street, Sandton, 2196, Saxonwold. Citigroup Global Markets (Pty) Ltd. is regulated by JSE Securities Exchange South Africa, South African Reserve Bank and the Financial Services Board. The investments and services contained herein are not available to private customers in South Africa. The Product is made available in the **Republic of China** through Citigroup Global Markets Taiwan Securities Company Ltd. ("CGMTS"), 14 and 15F, No. 1, Songzhi Road, Taipei 110, Taiwan and/or through Citibank Securities (Taiwan) Company Limited ("CSTL"), 14 and 15F, No. 1, Songzhi Road, Taipei 110, Taiwan, subject to the respective license scope of each entity and the applicable laws and regulations in the Republic of China. CGMTS and CSTL are both regulated by the Securities and Futures Bureau of the Financial Supervisory Commission of Taiwan, the Republic of China. No portion of the Product may be reproduced or quoted in the Republic of China by the press or any third parties [without the written authorization of CGMTS and CSTL]. If the Product covers securities which are not allowed to be offered or traded in the Republic of China, neither the Product nor any information contained in the Product shall be considered as advertising the securities or making recommendation of the securities in the Republic of China. The Product is for informational purposes only and is not intended as an offer or solicitation for the purchase or sale of a security or financial products. Any decision to purchase securities or financial products mentioned in the Product must take into account existing public information on such security or the financial products or any registered prospectus. The Product is made available in **Thailand** through Citicorp Securities (Thailand) Ltd., which is regulated by the Securities and Exchange Commission of Thailand. 399 Interchange 21 Building, 18th Floor, Sukhumvit Road, Klongtoey Nua, Wattana, Bangkok 10110, Thailand. The Product is made available in **Turkey** through Citibank AS which is regulated by Capital Markets Board. Tekfen Tower, Eski Büyükdere Caddesi # 209 Kat 2B, 23294 Levent, Istanbul, Turkey. In the **U.A.E.**, these materials (the "Materials") are communicated by Citigroup Global Markets Limited, DIFC branch ("CGML"), an entity registered in the Dubai International Financial Center ("DIFC") and licensed and regulated by the Dubai Financial Services Authority ("DFSA") to Professional Clients and Market Counterparties only and should not be relied upon or distributed to Retail Clients. A distribution of the different Citi Research ratings distribution, in percentage terms for Investments in each sector covered is made available on request. Financial products and/or services to which the Materials relate will only be made available to Professional Clients and Market Counterparties. The Product is made available in **United Kingdom** by Citigroup Global Markets Limited, which is authorised by the Prudential Regulation Authority ("PRA") and regulated by the Financial Conduct Authority ("FCA") and the PRA. This material may relate to investments or services of a person outside of the UK or to other matters which are not authorised by the PRA nor regulated by the FCA and the PRA and further details as to where this may be the case are available upon request in respect of this material. Citigroup Centre, Canada Square, Canary Wharf, London, E14 5LB. The Product is made available in **United States** by Citigroup Global Markets Inc, which is a member of FINRA and registered with the US Securities and Exchange Commission. 388 Greenwich Street, New York, NY 10013. Unless specified to the contrary, within EU Member States, the Product is made available by Citigroup Global Markets Limited, which is authorised by the PRA and regulated by the FCA and the PRA.

Pursuant to Comissão de Valores Mobiliários Rule 483, Citi is required to disclose whether a Citi related company or business has a commercial relationship with the subject company. Considering that Citi operates multiple businesses in more than 100 countries around the world, it is likely that Citi has a commercial relationship with the subject company.

Many European regulators require that a firm must establish, implement and make available a policy for managing conflicts of interest arising as a result of publication or distribution of investment research. The policy applicable to Citi Research's Products can be found at https://www.citivelocity.com/cvr/eppublic/citi_research_disclosures.

Compensation of equity research analysts is determined by equity research management and Citigroup's senior management and is not linked to specific transactions or recommendations.

The Product is not to be construed as providing investment services in any jurisdiction where the provision of such services would not be permitted.

Subject to the nature and contents of the Product, the investments described therein are subject to fluctuations in price and/or value and investors may get back less than originally invested. Certain high-volatility investments can be subject to sudden and large falls in value that could equal or exceed the amount invested. Certain investments contained in the Product may have tax implications for private customers whereby levels and basis of taxation may be subject to change. If in doubt, investors should seek advice from a tax adviser. The Product does not purport to identify the nature of the specific market or other risks associated with a particular transaction. Advice in the Product is general and should not be construed as personal advice given it has been prepared without taking account of the objectives, financial situation or needs of any particular investor. Accordingly, investors should, before acting on the advice, consider the appropriateness of the advice, having regard to their objectives, financial situation and needs. Prior to acquiring any financial product, it is the client's responsibility to obtain the relevant offer document for the product and consider it before making a decision as to whether to purchase the product. Citi Research generally disseminates its research to the Firm's global institutional and retail clients via both proprietary (e.g., Citi Velocity and Citi Personal Wealth Management) and non-proprietary electronic distribution platforms. Certain research may be disseminated only via Citi's proprietary distribution platforms; however such research will not contain changes to earnings forecasts, target price, investment or risk rating or investment thesis or be otherwise inconsistent with the author's previously published research. Certain research is made available only to institutional investors to satisfy regulatory requirements. Individual Citi Research analysts may also opt to circulate published research to one or more clients by email; such email distribution is discretionary and is done only after the research has been disseminated.

The level and types of services provided by Citi Research analysts to clients may vary depending on various factors such as the client's individual preferences as to the frequency and manner of receiving communications from analysts, the client's risk profile and investment focus and perspective (e.g. market-wide, sector specific, long term, short-term etc.), the size and scope of the overall client relationship with Citi and legal and regulatory constraints.

Citi Research product may source data from dataCentral. dataCentral is a Citi Research proprietary database, which includes Citi estimates, data from company reports and feeds from Thomson Reuters.

© 2014 Citigroup Global Markets Inc. Citi Research is a division of Citigroup Global Markets Inc. Citi and Citi with Arc Design are trademarks and service marks of Citigroup Inc. and its affiliates and are used and registered throughout the world. All rights reserved. Any unauthorized use, duplication, redistribution or disclosure of this report (the "Product"), including, but not limited to, redistribution of the Product by electronic mail, posting of the Product on

a website or page, and/or providing to a third party a link to the Product, is prohibited by law and will result in prosecution. The information contained in the Product is intended solely for the recipient and may not be further distributed by the recipient to any third party. Where included in this report, MSCI sourced information is the exclusive property of Morgan Stanley Capital International Inc. (MSCI). Without prior written permission of MSCI, this information and any other MSCI intellectual property may not be reproduced, disseminated or used to create any financial products, including any indices. This information is provided on an "as is" basis. The user assumes the entire risk of any use made of this information. MSCI, its affiliates and any third party involved in, or related to, computing or compiling the information hereby expressly disclaim all warranties of originality, accuracy, completeness, merchantability or fitness for a particular purpose with respect to any of this information. Without limiting any of the foregoing, in no event shall MSCI, any of its affiliates or any third party involved in, or related to, computing or compiling the information have any liability for any damages of any kind. MSCI, Morgan Stanley Capital International and the MSCI indexes are services marks of MSCI and its affiliates. The Firm accepts no liability whatsoever for the actions of third parties. The Product may provide the addresses of, or contain hyperlinks to, websites. Except to the extent to which the Product refers to website material of the Firm, the Firm has not reviewed the linked site. Equally, except to the extent to which the Product refers to website material of the Firm, the Firm takes no responsibility for, and makes no representations or warranties whatsoever as to, the data and information contained therein. Such address or hyperlink (including addresses or hyperlinks to website material of the Firm) is provided solely for your convenience and information and the content of the linked site does not in anyway form part of this document. Accessing such website or following such link through the Product or the website of the Firm shall be at your own risk and the Firm shall have no liability arising out of, or in connection with, any such referenced website.

ADDITIONAL INFORMATION IS AVAILABLE UPON REQUEST
